

HEBREW PEOPLE PRESENTS



LEARN
HEBREW
WITH
EASE

Text- and
workbook
for the online
classes

with Tiaan Nel

שלום

Welcome to this wonderful journey of learning Hebrew! Thank you for choosing to learn with us.

Please refrain from copying or distributing this workbook.
If you are interested in our learning material,
please contact Tiaan Nel at tiaan@hebrewpeople.com

All online lessons are available at www.kolkallah.com
and correlate with the lessons in this book.

All assignments need to be sent to Tiaan Nel:
tiaan@hebrewpeople.com
+27 82 097 0408

Have fun!

Printer friendly idea: Set your printer to start printing from the second page and print in black and white.

As you know, the course is on a donation basis. These are the banking details for South Africa:

*T Nel
Absa Bank
Account Number: 9178127919
Branch Code: 632005
Cheque account*

Lesson 301

שיעור 301

This workbook is an aid for the online classes with Tiaan Nel. You need the classes for the pronunciation and many valuable tips.


Colour codes:

In Hebrew pronouns, verbs, adjectives, and several other word types are categorized and gender specific, but since you're doing so well, I won't be using colour codes anymore. I trust that you will be able to see for yourself if the gender of the word is male or female.

שלום וברוכים הבאים לעברית!

If we were all in one classroom, we would be able to speak to one another and practice dialogues, Tiaan could walk around and check on our writing... but since we have an online class, we need to use the methods at hand. From lessons 301 - 308 we will be practicing the words we've learnt so far, learn new words and enjoy the fruit of our labour. We will also start to learn **Hebrew handwriting!** We'll learn 3 letters each week. This is the way most people write in Israel and you'll see this on the signs at the market as well.


Alef




Bet



Vet



Gimel



Please write these words in cursive (handwriting):

אָבאָ		father (an Aramaic word, now used often in Hebrew)
אָב		father (old Hebrew word - used in the Lord's prayer)
גָּב		back

In our 30_ series, we will be having a theme for every lesson with fun exercises to help you practice what you have learnt and heard in the online lesson. Our theme for this week is:

In the classroom בְּכִיתָהּ

בְּ+הַ+כִּיתָהּ
in + the + classroom

The word כִּיתָהּ has different meanings. It can mean class, classroom or grade.

There are different grades in school in Israel, just as in other countries, but they are not called first grade, second grade, third grade, and so on. They rather use the letters of the alphabet.

7 = ז	1 = א
8 = ח	2 = ב
9 = ט	3 = ג
10 = י	4 = ד
11 = י"א	5 = ה
12 = י"ב	6 = ו



Grade 1 is called א כִּיתָהּ (<i>kita alef</i>)
Grade 12 is called י"ב כִּיתָהּ (<i>kita yod-bet</i>)

You will need these words for this lesson:

(We have learnt these words in previous lessons. The only new word is the word 'pen')

Plural	Singular	English
בְּתֵי סֵפֶר	בֵּית סֵפֶר	School (m)
לוּחוֹת	לוּחַ	Blackboard / whiteboard (m)
עֵטִים	עֵט	Pen (m)
תְּפוּזִים	תְּפוּזָה	Apple (m)
מוֹנִיּוֹת	מוֹנִיָּה	Taxi (f)
שׁוּלְחָנוֹת	שׁוּלְחָן	Table (m)
	עוֹף	Chicken (m)
בְּשָׂרִים	בֶּשֶׂר	Meat (m)
סֵפָרִים	סֵפֶר	Book (m)

→ *The (m) or (f) behind the English word tells you if a word is feminine or masculine. See if you can spot the exceptions yourself!*

In lesson 201 we looked at the concept of 'there is' and 'there isn't'. Let us use that in our lesson today.

there isn't / have not	אֵין	≠	יֵשׁ	there is / have
---------------------------	------	---	------	-----------------

Please answer each of these sentences in a full sentence.

כֵּן, יֵשׁ לוֹחַ בַּבֵּיתָה.	יֵשׁ לוֹחַ בַּבֵּיתָה?
לֹא, אֵין מוֹנִיָּה בַּבֵּיתָה.	יֵשׁ מוֹנִיָּה בַּבֵּיתָה?
	יֵשׁ נְהַג בַּבֵּיתָה?
	יֵשׁ מוֹרָה בַּבֵּיתָה?
	יֵשׁ עוֹף בַּבֵּיתָה?
	יֵשׁ שׁוּלְחָן בַּבֵּיתָה?
	יֵשׁ בְּשָׂר בַּבֵּיתָה?
	יֵשׁ תְּפוּזָה בַּבֵּיתָה?
	יֵשׁ סֵפֶר בַּבֵּיתָה?
	יֵשׁ עֵט בַּבֵּיתָה?

→Please change the sentences according to the English sentences in the left column:

The male teacher gives books to all the students.	המורה נותן ספרים לכל התלמידים.
The female teacher gives books to all the students.	
The male teacher gives a book to a student.	
The teachers give books to students.	

The scholars write with pens on the table.	התלמידים כותבים עם עטים על השולחן.
The teachers write with pens on the table.	
The scholars write with blue pens.	
The scholars don't write with pens on the table.	

The scholar gives an apple to the teacher.	התלמיד נותן תפוח למורה.
The female scholar gives an apple to the teacher.	
The scholar gives an orange to the teacher.	
The scholar doesn't give the teacher an apple.	


to + the	ל = ה + ל
----------	-----------

Homework:
 Make a unique sentence or a few sentences that have to do with a classroom!
 Please remember to send your sentences to Tiaan.

→ Connect the verbs in the right and left column with the correct infinitive form of the verb in the middle:

אתה מבין		ללמוד		אני יודע
אני לומדת		לדעת		אני פותחת
אתם פותכים		להבין		הוא לומד
את קוראת		לקרוא		אתן נותנות
היא יודעת		לכתוב		אני עושה
הן עושות		לתת		אנחנו קוראים
הוא נותן		לעשות		הם מבינים

→ Reading exercise



זאת פיתה בפית הספר שלי.
 בפיתה יש שולחנות גדולים.
 בפיתה יש גם הרבה כסאות.
 יש לנו מורה טוב.
 אני אוהב את הפיתה שלי.

Bible verse

Please watch the explanation of the verse online! Tiaan explains many hidden treasures in the video recording. *Inform me of Your ways, My covenant God, so that I may follow them! Teach me Your paths!*

Psalm 25:4

Your ways		דרכיך
YHVH		יהוה
inform me		הודיעני
Your paths		ארחותיך
teach me		למדני

Remember to send your assignments and any questions you may have to Tiaan. Thanks for joining us in the classroom today! I wonder where we will be heading to next week for Hebrew 302? See you there!